Bauanleitung / Assembly manual - British Infantry Tank Matilda Mk. II





Unterwanne / lower hull






CUTTING MAT 4530



parallel zu Grundplatte / parallel to base plate





Kante Rückwand bündig zu Grundplatte /
Backside edge flush to base plate


CUTTING MAT 4530






23mm
19.5mm








CUTTING MAT 45x30








CUTTING MAT 4530


Hetzer-Ketten / Hetzer tracks
Matilda-Ketten / Matilda tracks


m/o Abstand je nach Kettentyp /
w/o distance depending on track type








Bohrungen sollten übereinstimmen /
holes should fit
1.5mm


Fase / beveling





hintere Flächen bündig /
both surface have to be flat




17 18 19 20 2 22 23










1mm












1.5mm Spalt / gap





2 Scheiben / discs
2 Scheiben / discs










Ø11.1/Ø9.7mm
60mm
Ø4mm















Oberwanne / upper hull















Winkel angepasst / angle adjusted


Radien feilen / outside curves








Winkel
angle
Radius
curves
3mm
3mm
Oberflächen bündig /
surfaces have to be flat


















Ø1mm






Mitutoyo
MADE IN JAPAN
2mm
















Ø4mm











Details an Ober- und Unterwanne / Detail parts of upper and lower hull










Nicht kleben!
No glue!










24.5mm
19mm









Laufwerk / bogies

mittlere + hintere Laufwagen / mid + back bogie






M3x16


Fase / beveling


19 20 22 23 24 25 26 27 28







Laufwerk / bogies

vordere Laufwagen / front bogie










M3x35
24mm
Ø4/Ø3.1mm
6mm
7.5mm
4mm
Ø6/Ø4mm
innen / inside
aussen / outside










CUTTING MAT 45cm
4 5 6 7 8 9 10 11 12 13 14 15 16 17 18 19 20 21 22 23





Umlenkrolle / idler wheel

















Seitenschürzen / side skirts







Fase / beveling








Befestigungsschrauben M1 /
mounting screws M1



Turm / turret










Nicht kleben!
No glue!






Nicht kleben!
No glue!

Nicht kleben!
No glue!














5mm










7mm

Fertiges Modell / finished kit



erstellt durch / designed by
Freddy